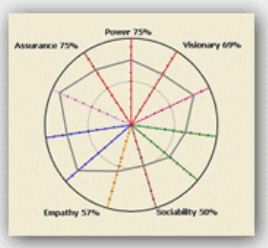







Our students want to learn, to better themselves and the community, they are curious and aren't afraid to explore, they are innovation and enjoy solving problems and working as a team member, people that care about culture and diversity. Their values will be aligned with the company's culture. They will want to be part of building a successful business and better world.

Create a diagram of the life skills and where they are embedded

Training schedule	
<p>Getting to know our selves</p> 	<p>Who am I? A candidate's commitment to values and ethics is a key driver for success Focus on the students' strengths Create a brand for themselves Interpersonal skills 'active listening' – defined as “giving full attention to what other people are saying, taking time to understand the points being made, asking questions as appropriate, and not interrupting at inappropriate times”</p>
<p>Forming our learning team</p> 	<p>Create a team structure & culture How to work with each other What are our values and operating norms How to control myself in various situations Listening skills self-monitoring and assessment are connected to the ability to monitor and assess others and are crucial for working in a team. They are also linked to good time management</p>
<p>Deciding on our problem to work on</p>	<p>What is the real problem we need to solve? Deciding on the requirements & research Developing our goals and plans Planning skills and time management Thinking like an owner – Customer focus</p>





	<p>Breaking down big tasks into easy steps and emphasizing the importance of mistakes in achieving success can help students to avoid being overwhelmed by work or fearing failure</p>					
<p>Problem solving</p> 	<table border="1"> <tr> <td>Thinking skills – creativity, critical thinking, Questioning</td> </tr> <tr> <td>Framing the problem</td> </tr> <tr> <td>Brain storming</td> </tr> <tr> <td>Shaping the results</td> </tr> <tr> <td>Decision making</td> </tr> </table> <p>After we decide on a problem we want to solve, we use the engineering design process to help us find possible solutions. We are using a design process that is a combination from Engineeringlens.org and Olin college of engineering.</p>	Thinking skills – creativity, critical thinking, Questioning	Framing the problem	Brain storming	Shaping the results	Decision making
Thinking skills – creativity, critical thinking, Questioning						
Framing the problem						
Brain storming						
Shaping the results						
Decision making						
<p>Testing and reflecting</p> 	<table border="1"> <tr> <td>Iterative process of design</td> </tr> <tr> <td>Looking to see how you can improve</td> </tr> <tr> <td>Redesigning what you did</td> </tr> <tr> <td>Reflecting with your teammates</td> </tr> </table>	Iterative process of design	Looking to see how you can improve	Redesigning what you did	Reflecting with your teammates	
Iterative process of design						
Looking to see how you can improve						
Redesigning what you did						
Reflecting with your teammates						
<p>Presenting our solution</p> 	<table border="1"> <tr> <td>Elevator pitch</td> </tr> <tr> <td>Presentation delivery skills</td> </tr> <tr> <td>Engagement</td> </tr> </table> <p>Students will work cooperatively to develop a verbal and visual presentation. Having a public product ups the stakes for students, leading them to do higher quality work. No one wants to look bad in public.</p>	Elevator pitch	Presentation delivery skills	Engagement		
Elevator pitch						
Presentation delivery skills						
Engagement						





Business skills

Tools for organizing your thoughts
Decision making
Measurements
Presentation skills
Balance scorecard
Process design
Quality



Personal skills


Financial literacy
Time management
Goal setting
Communications
Flexibility



Learning schedule:

Week 1 Who am I? My strengths; Introduction Teamwork Culture in an organization Physical appearance	Week 2 Interpersonal skills Role play Managing self Workplace discussion
Week 3 Problem solving elements	Week 4 Thinking skills
Week 5 Team problem solving	Week 6
Week 7	Week 8 Reflection / Rubrics
Week 9 Ownership mindset/ Business	Week 10 Assessment Balance scorecard
Week 11 Finance literacy Entrepreneurship	Week 12 Summary/ Review Failure is a form of learning
Week 13 Engineering mindset	Week 14 Project Planner? Thinking Technician
Week 15 Business & Thinking tools <ul style="list-style-type: none"> • Flow charts • Process sheets • Info mapping 	Week 16 Technology future direction ... AI, Robots, Internet of things & Analytics Celebration





Our students want to learn, to better themselves and the community, they are curious and aren't afraid to explore, they are innovation and enjoy solving problems and working as a team member, people that care about culture and diversity. Their values will be aligned with the company's culture. They will want to be part of building a successful business and better world.

In the coming era of business for good, everyone who taps their alarm button in the morning and heads to work can play a role. This isn't just a matter of what the C-suite does. It's about what happens on the shop floor or in the rows of office cubicles.

Because no matter what you do or where you work, everyone can contribute to building a successful business and a better world. So if the central premise of this book can be boiled down to a single point, it's this: ***A culture rooted in values creates value.*** My sincere hope is that this book will inspire you to look inside yourself, ask the right questions, and blaze your own trail. What you do next matters.

Benioff, Marc. Trailblazer (pp. 8-9). The Crown Publishing Group. Kindle Edition.

