





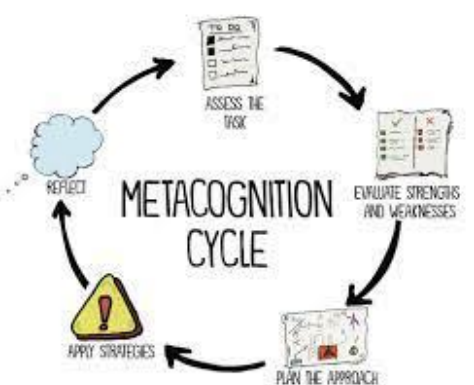


Peer learning process-05172022

| Thought | Description |
|---|---|
| Overview comments  | The students will study together and help each other learn the material. They will look to see how the material will support their growth in entering the work force as well as the community. They will challenge each other to make the learning fun and exciting. |
| Learning documents <i>Created by Project Academy</i>  | Learning documents will be text, videos, and Questions explaining the item to be learned. Students will follow a process to help then learn and remember the information. These will be web pages with hot links and reference documents |
| Team make-up  | <ul style="list-style-type: none">• Generally minimum of two students each a mentor each other• A facilitator to handle issues/questions |
| Outcomes  | Building a learning process that is engaging for the students. Be able to explain the specific lesson and create a writing summary |
| Learning process  | The students will follow the following process: <ul style="list-style-type: none">• Read the documents on the web page. Start with the videos explaining the issue.• Discuss with your mentor/partner what you understand or don't about the material. |





| Thought | Description |
|---|---|
|  | <ul style="list-style-type: none">• Review and discuss the questions about the subject. Look at what you learned from different angles.• Can you make the learning process better for the next person?• Summaries your learning using an info-mapping page design. |
| <p>Reflecting & Meta-cognition</p>  | <ul style="list-style-type: none">• Understand that problems are opportunities in life• Build on your strengths and skill sets• See errors as a learning point |

